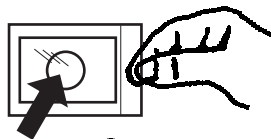
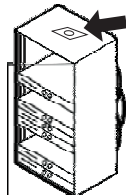


Instructions

Kit contents: Air sampler, resealable sampler bag, instructions and postage paid return mailer for laboratory processing.



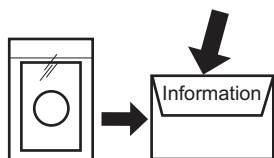
- 1 Before removing the sampler, open the bag so that the sticky collector surface is separated from the inside of the bag.



- 2 Place the sampler on a flat surface such as a table, shelf or on top of a rack where it will not be disturbed. Note the start time on the return mailer.



Test Period: 1 - 30 Days



- 3 Reseal the sampler in the sampler bag. Fill in the information on the back of the return envelope and send for laboratory processing. When your sampler arrives at our laboratory we will email you instructions on how to order laboratory reports.

Use of this product subject to TERMS at airgerm.com
Manufactured by:

Technology Care LLC
Birmensdorferstrasse 467
8055 Zurich, Switzerland
Tel. 044 450 85 60, Email: contact@technologycare.com
© Technology Care LLC - All rights reserved - Intl. Patents Pending